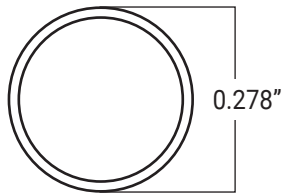


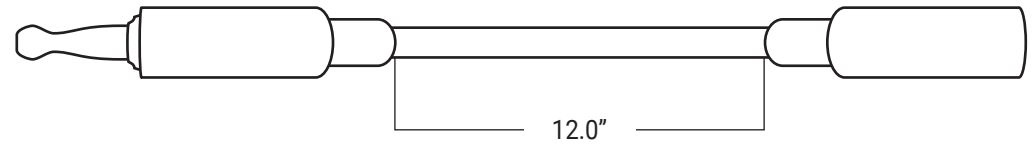
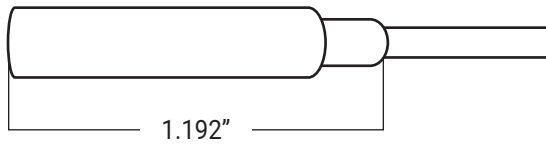
PART NUMBER	DESCRIPTION	WEIGHT (LBS.)
84115	1-WAY MOLDED CONNECTOR, 12" MALE/FEMALE LOOP	0.2

FEMALE END

FRONT VIEW

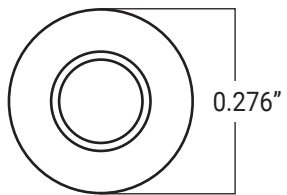


TOP VIEW

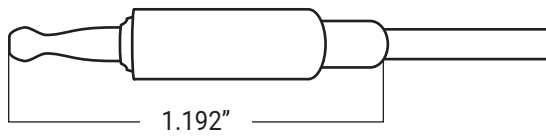


MALE END

FRONT VIEW



TOP VIEW



TOLERANCE
UNLESS OTHERWISE SPECIFIED
±0.028"

WIRE RANGE	16 GAUGE STANDARD-19/29
WIRE	COPPER
WIRE INSUL.	PVC
WIRE TEMP	-34° C - 90° C
HOUSING	BLACK PVC
TERMINAL	TIN PLATED COPPER

NOT TO SCALE